




BLACK FOREST - Colorado Springs, CO

WELCOME

ROCKY MOUNTAIN NATIONAL PARK

-01-



Thanks for checking us out! We created this guide to help you get the best possible photos! You can also see some previous work and understand what to expect from a session with LAB Photography. It will answer many of your questions and get you ready to make the most of your time. We want to create a light, fun, relaxed environment and capture a combination of semi-posed and natural, candid moments! Here are some TIPS for a great SESSION:)

IN THIS GUIDE

- 01 WELCOME | ROCKY MOUNTAIN NATIONAL PARK
- 02 IN THIS GUIDE
- 03 CURRENT PRICING**
- 04 LOCATION, LOCATION, LOCATION
- 05 STYLE TIPS + WHAT TO WEAR
- 06 GO GLAM | DOWNTOWN - DENVER, CO
- 07 KEEP IT CASUAL
- 08 GERDEN OF THE GODS
- 09 FREQUENTLY ASKED QUESTIONS
- 10 KEEP IT SIMPLE
- 11 CHOOSE YOUR SEASON, TIME + DATE
- 12 SESSION CHECKLIST



Mount Falcon WEST

Leah has created so many beautiful shots for me and my small family of two! Our These shots are some of my favorite photos to date! I recently had a photoshoot done for my business and branding... I know they are going to be sooooo good!! This company is highly recommended ~ Brittany + Erik

COUPLES + ENGAGEMENT SESSIONS

ENGAGEMENT SESSIONS are a great trial run before your wedding day and an amazing opportunity to get to know the 2 of you and your personalities! I want the 2 of you to know how we work, see our work & be confident that we have you covered for your big day! They are an amazing opportunity for you to get out the jitters in front of the camera and see what you can expect! I like to keep things simple but set us up for success with things like style guides and location consults (THIS:)

Current Collections

01.

GREAT FOR IN
TOWN SESSIONS

45-60min

location consult
1 location
print rights
online gallery
professional editing
high res download

395

02.

MOUNTAIN
SESSION TIME!!

90-120min

location consult
2 locations
print rights
online gallery
professional editing
high res download

695

03.

1/2 DAY SESSION
LET'S GO HIKE + EXPLORE!

4 hour Adventure Session

location consult
multiple locations
print rights
online gallery
professional editing
high res download
softcover album

995

ADDITIONAL 10% OFF FOR MILITARY, FIRST RESPONDERS + HEALTHCARE WORKERS!

NO TRAVEL FEES WITHIN 2 HOURS OF DENVER.
CUSTOM PACKAGES AVAILABLE.
prices subject to change at any time.

CHATFIELD BOTANIC GARDENS - Littleton, CO

I'm in LOVE!!! You saw my vision and turned it into so much more than imagined!!
I am so so in love with all the photos! Thank you so much! ~ Kiah + Korey

-03-

Location

LOCATION, LOCATION

We work with each couple to choose the perfect location! We can do as many outfits and locations as you would like in the amount of time you have booked. More time = more outfits, locations and photos!

COLORADO is stunning and we have so many gorgeous places to choose from, but we want the session to reflect on the 2 of you! Have an open mind when it comes to location(s). The BEST locations are places that are meaningful to you both. Let's play together! Coffee shops, breweries, downtown, your first date location, mountains, the family property, on a lake, camping under the stars, amusement parks, in home? The sky is the limit! Lets do this right!

NOTE: Many locations require permits. Some are free and some cost hundreds so we need to plan ahead;)

HELPFUL HINT

NEUTRALS are an easy way to keep it simple and stay CLASSIC

Style, TIPS

+WHAT TO WEAR

1. MATCHING IS OUT. COORDINATING IS IN.

We know you're together - So, wearing the same color looks a bit dated. Coordinating color is what really brings you together. KEEP IT SIMPLE! If one of you is wearing a PATTERN or PLAID, keep the other simple and solid! Pick a color from the print to choose for the solid;) STAY clear of fluorescents & Primary colors. I recommend richer versions of primary colors. No - Yellow • YES - mustard, NO - red • YES - maroon and NO primary blue YES - navy or aqua. NEUTRALS are always a great way to keep it classic!

2. WEAR WHAT YOU FEEL GOOD IN + HAVE FUN

If you aren't comfortable in what you've chosen for pictures, it will show. If you can't find a dress you feel good in, but you rock a good pair of skinny jeans, do that. If you can barely walk in heels, there's no harm in doing cute and comfy flat boots or pretty sandals. OR DO BOTH! We suggest one dressy, classy, rockstar outfit and one casual! You will get a lot more variety in your shots, so why not capitalize on the opportunity if we can;)

3. DRESS FOR THE SITUATION BUT BE FLEXIBLE

You know that it can be 30 and cloudy one day, 75 and sunny the next. Be prepared to be flexible with outfits in case you have to switch it up last minute. If your too hot or cold - you won't be happy and it will reflect in the final images. Accessorize and add Layers for dimension and depth. Layer your dress with a cute belt and pendant necklace. Cardigans, statement necklaces, scarves, hats, etc. POP some COLOR!

4. PLAN AHEAD AND SPLURGE A LITTLE

Make sure you have given yourself enough time to think about all of the details of your session and everything you want out of it. Give yourself enough time so you aren't rushing and stressing out right before your session and make sure to EAT and bring H2O! Go all out and look your best. Guys make sure you have a fresh haircut and shave. Ladies, if you like, splurge on hair, make-up and nails - so we can focus on the ring;)

5. CHOOSING THE RIGHT COLORS


Wear colors that compliment your features and skin tones! Don't force a color that doesn't look good on you and choose colors that flatter! Think about the location - you don't want to blend in or match the location! So, stay away from wearing a lot of green when having photos taken in grassy/wooded areas and don't wear red or pink if we're going to RED ROCKS or GARDEN of the GODS. Also, [THINK ABOUT YOUR HOME](#) decor, colors, and style. Chances are, at some point after your session, you will be ordering prints. Why not keep your colors and style in mind and ensure that it all blends into your home and that any large portraits will coordinate beautifully.



GLAM IT UP! DOWNTOWN

HELPFUL HINT

if you want heels, bring
a pair of flats and swap
them in and out as we
change locations




KEEP IT CASUAL

Our goal is to give you stunning imagery that represent your love, and how you really are, nothing forced or unrealistic. We love working with down to earth couples that are looking for an experienced, witty, and laid back TEAM!

HELPFUL HINT

Make sure to hang shirts that wrinkle easily for the ride to the session and bring extras, just in case!)



GARDEN OF THE GODS - Colorado Springs, CO



HELPFUL HINT

You can add a custom designed coffee table album or guest book to any package. Ask for pricing.



Frequently Asked Questions

WHAT CAN WE EXPECT FROM OUR SESSION? We like to keep things super relaxed during your session. Not everyone loves getting their photo taken! With our sessions, we focus on getting a combination of semi-posed photos as well as those authentic interactions - a combination of candid moments and some with a little posing - we'll make you look good!!

HOW DO WE PICK A LOCATION? Sometimes you already have a spot picked out and that's great! If your not too sure on location, this guide is meant to help spark some ideas. If you're still not sure, we can schedule a consult call to figure it out.

HOW MANY PHOTOS WILL WE RECEIVE? We don't set a standard number for photos. You will get the good ones;) We average 30-100 per hour!

WHEN CAN WE EXPECT TO RECEIVE OUR PHOTOS? We know ya can't wait to see your photos so we will get a SNEAK/PREVIEW up on Facebook or Instagram @labphotographydenver with in the week, and your full gallery will be available for download 2-4 weeks after your session!

CAN WE DOWNLOAD AND PRINT OUR PHOTOS AND WHAT IS THE FILE SIZE LIKE?

YES! You will get a link so you can download the high resolution images and will also receive a print release. You can print the photos anywhere but we highly recommend printing from your galley and our professional lab to ensure the highest quality prints!

WHAT KIND OF EDITING IS INCLUDED? Light editing and color correction are included! Excessive edits are available for an hourly rate and include things like severe acne, bra straps, glass glare, head swaps, body modifications etc.

ARE YOU AVAILABLE FOR TRAVEL? Yes! CONTACT us for more info!

WHAT IS REQUIRED TO BOOK LAB PHOTOGRAPHY FOR MY SESSION? A signed agreement and a 50% retainer. Both can be completed securely in your online portal.

LAB
PHOTOGRAPHY+films



Keep it Simple + DO YOU!

....



HELPFUL HINT

Dogs are always welcome for our sessions! Let us know early on so that we can pick a location where they're allowed. Also, plan to have a friend help with pup duties for the session!

-10-

CHOOSE YOUR *Season, Time + Date!*

Season COLORADO actually has 4 distinct seasons which gives us so many options! As long as we plan ahead, we can get your session scheduled way in advance so that you can get those brilliant FALL or snowy WINTER photos you've always dreamed of!

SPRING - Think bold, vibrant colors (maybe a little pastel) and bright greens for your session. Crab apple blossoms in the city or wildflowers in the mountains!? Temps are moderate if you aren't a fan of super hot or cold!!

SUMMER - Golden lit grassy fields or an evening walk downtown?

WINTER - Pine trees and mountains or red rocks covered in snow?

FALL - Think bold, vibrant FALL colors warm tones. Aspens in the mountains?!

Time of Day Golden Hour is the BEST time of day for photos! This happens once in the morning, and once at night! Morning golden hour means sunrise hikes to Dream lake and getting up early to catch the dreamy light. Evening golden hour is best in the 2 hours before the sun sets and a little after! Sunsets are my favorite time! I suggest planning ahead so you have time to stop for a little adult beverage and to relax a bit before your session;

Date The sun sets much earlier in the colder months of the year and much later during the warmer months. The sun also rises later, and sets earlier in the mountains and foothills. To get the most out of your session, please plan a buffer when getting ready so you can arrive a few minutes early. We want to have as much time as possible!

HELPFUL HINT

keep in mind, we have way more weekday availability for engagement sessions



Session Checklist

- ☐ SET DATE, TIME AND LOCATION
- ☐ REVIEW THIS GUIDE FOR STYLE TIPS
- ☐ SCHEDULE HAIR AND MAKEUP APPOINTMENTS for the same day. Hair cuts should be done a few days prior.
- ☐ CHOOSE YOUR OUTFITS
- ☐ GET YOUR NAILS DONE
- ☐ CLEAN YOUR RING
- ☐ PICK A FUN POST-SESSION DATE NIGHT SPOT
- ☐ Pack a Bag;)
- ☐ Flats or flip-flops for walking between spots
- ☐ keep wrinkle prone items on hanger
- ☐ 2nd outfit including shoes and accessories
- ☐ Touch-up makeup
- ☐ Water bottle (for warmer sessions)
- ☐ Coat or cover-up (for colder sessions)
- ☐ Props - signs or snuggly blanket and booze?!

INSTAGRAM
@labphotographydenver
[instagram.com/labphotographydenver](https://www.instagram.com/labphotographydenver)

FACEBOOK
[facebook.com/labphotographydenver](https://www.facebook.com/labphotographydenver)

BLOG
labphotographydenver.com/blog

-12-

